



MID TERM ASSIGNMENT FOR FIRST TERM 2021/2022

CLASS: YEAR 8

Contents

GENERAL INSTRUCTIONS	1
Submission Deadline	2
Questions	2
Rubrics	2
Teachers' Contact Details	2
PHYSICAL AND HEALTH EDUCATION	3
SOCIAL STUDIES/CIVIC EDUCATION	3
INFORMATION AND COMMUNICATIONS TECHNOLOGY	4-5
AGRICULTURAL SCIENCE.....	5
MATHEMATICS	6-7



GENERAL INSTRUCTIONS

Submission Deadline

All assignments will be submitted on Monday 1st November, 2022.

Questions

Students should note sections for each subject and read carefully:

- Individual Subject content in focus;
- Questions and responses required;

Rubrics

Students should critically read rubrics as guides to how scores are weighed

Teachers' Contact Details

Your teacher's contact details are provided for inquiries where needed.



A. PHYSICAL AND HEALTH EDUCATION

Instruction: Do the assignment in your Test and Assignment Note books

1. Define the term Communicable and Non-communicable diseases (4 marks)
2. Explain the approaches to health instruction (4 marks)
3. What is physical fitness (2 marks)
4. List and explain two (2) skills in Discus (4 marks)
5. List and explain the components of physical fitness (6 marks)

Total: 20 marks

Name of Teacher:

- **Victoria Okekeukwa** **08111224068** Victoria.Okekeukwa@coronaschools.org

B. SOCIAL STUDIES/CIVIC EDUCATION

Instruction: Answer ALL Questions in your Test and Assignment Note

1. Using the recent arrest of Ramon Abbas (a.k.a Hushpuppi) as a case study, examine the consequences of lack of contentment among youths in modern times. (5 marks)
2. Discuss FIVE effects of indiscipline among Nigerian students and suggest solutions to them. (5 marks)
3. Mention five criminal offences in Nigeria and their possible punishments respectively. (5 marks)
4. State five qualities of a named courageous Nigerian. (5 marks)

Total: 20 marks

Name of Teacher:

- **Olubunmi Ajayi** **08060063468** Olubunmi.Ajayi@coronaschools.org



C. INFORMATION AND COMMUNICATIONS TECHNOLOGY

Instruction: You are to create a short presentation for IGCSE students giving the hints on using PowerPoint. Using master slide with a pale yellow background on the right-hand side (about a quarter of the width) with one vertical stripe as a border for the yellow background and two horizontal dark blue stripes. Each stripe should be 4 points wide. It should look like this:



Place a clip art image of a computer or peripheral in the right-hand area. Crop and resize the image so that it fits within the yellow area and will not overlay the dark blue lines. Do not distort the image. **(5 marks)**

Set the following styles of text throughout the entire presentation on the master slide:

- Heading: Type USING POWERPOINT and apply the following: black sans serif (Arial), left aligned, 40 point; within the white 'header' section
- Subheading: red, serif (Times New Roman), center aligned, 40 point
- Bulleted list: dark green, serif (Times New Roman), left aligned, 32 point
- Level 2 bulleted list: dark green, serif (Times New Roman), left aligned, 24 point **(5 marks)**

Add the following presenter notes to the slides in your presentation and **NOT MASTER SLIDE:**

- **Slide 1:** Hints and Tips for IGCSE students. **(1 mark)**
- **Slide 2:** WHAT IS POWERPOINT?
 - ❖ A Presentation Authoring package
 - ❖ Used for showing slide shows
 - ❖ Used for teaching or lecturing **(2 marks)**
- **Slide 3:** WHAT OBJECTS CAN BE USED?
 - ❖ Text
 - ❖ Static images
 - ❖ Moving images
 - ❖ Graphs and charts
 - ❖ Sound
 - ❖ Transitions
 - ❖ Animations **(2 marks)**



- **Slide 4: PATHWAYS**
 - ❖ Hyperlinks can be used
 - ❖ They offer different paths through the presentation
 - For teachers
 - For students

(2 marks)
- **Slide 5: NOW EXPERIMENT**
 - ❖ Play with PowerPoint
 - ❖ Try its features
 - ❖ Have fun!

(2 marks)

Save and send your presentation as an attachment to: aniema.akpan@coronaschools.org

(1 mark)

Total: 20 marks

Name of Teacher:

- **Aniema Akpan** **08036671168** Aniema.Akpan@coronaschools.org

D. AGRICULTURAL SCIENCE

Instruction: Do the assignment in your Test and Assignment note. A full detailed description, including tables should be applied where necessary.

1. What do you understand by crop rotation? (4 marks)
2. Discuss the 4 guiding principles of a standard crop rotation system (8 marks)
3. Assuming you want to plant cassava, pigeon pea, cowpea and guinea corn using crop rotation system on a freshly opened land, what sequence would you choose for a four-year crop rotation system and why? (Present this in a tabular form) (8 marks)

Total: 20 marks

Name of teacher:

- **Uchechi Eugene – Oguzie** **08068808391** Uchechi.Anuebunwa@coronaschools.org




E. MATHEMATICS

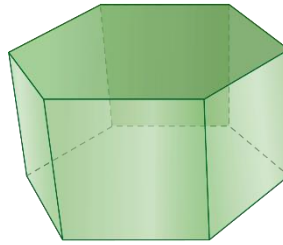
Instruction: Answer the questions on a plain sheet of paper.

Name each of the following Solids and state whether is a Prism or Pyramid:

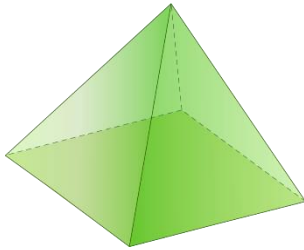
1.



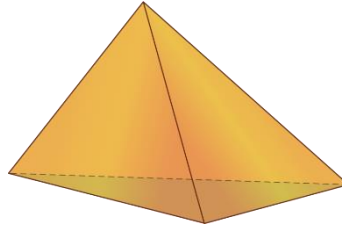
6.




2.



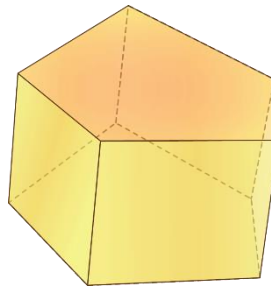
7.



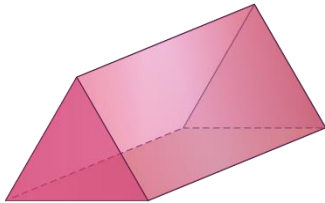
3.



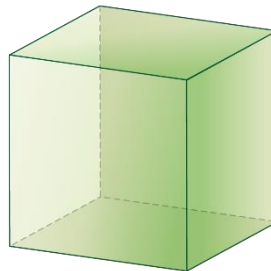
8.



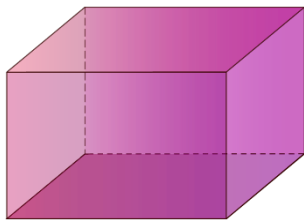
4.




9.

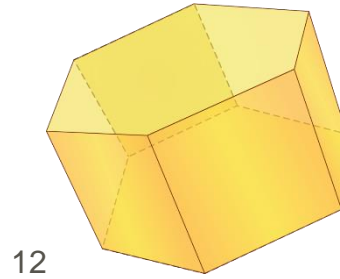
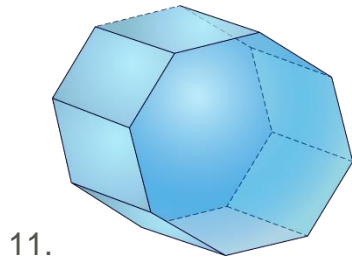


5.



10.





Directions: Answer each question.

13. A figure has one pair of parallel sides that are circular. What kind of figure is it?

14. Decagons are polygons that have ten sides. How many faces does a decagonal prism have?

15. A hexagon has six sides. How many faces does a hexagonal prism have?

16. A heptagon has seven sides. How many faces does a heptagonal prism have?

<https://www.mathsisfun.com/geometry/solid-geometry.html>

Rubrics:

- 4 marks for neat and clear presentation. (4 marks)
- 1 mark each for each shape from 1 to 16. (16 marks)

Total: 20 marks

Names of Teachers:

- Mrs Patricia Emurese 08033509389 Patricia.Emurese@coronaschools.org
- Mrs. Victoria Arthur 08064750268 Oluwaseun.Arthur@coronaschools.org